

# PM605FE DC Motor Driven Roller

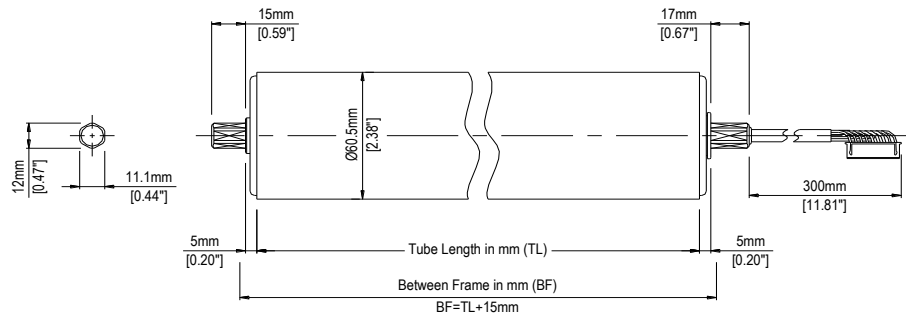


Diameter: 2.38" (60.5mm)  
Voltage: 24V DC

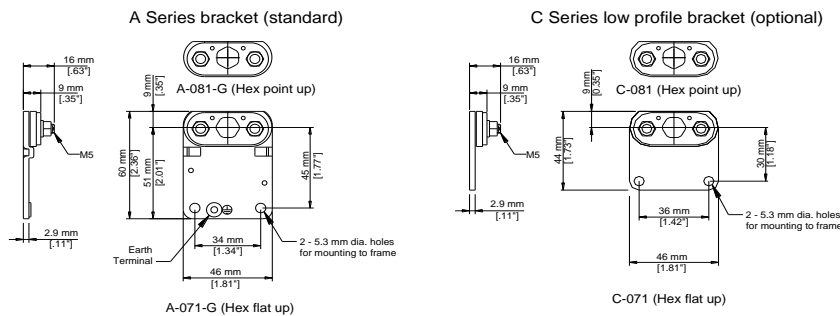
## Features

- Brushless DC motor provides long life
- ABEC 1 Bearings
- DOM, zinc plated, carbon steel tube
- One shaft mounting
- 7/16" Hex (plain) shafts standard
- Dynamic brake

## Dimensions



## Mounting Brackets



## Operation

- Cycle: 1s ON; 1s OFF
- Continuous or Intermittent duty
- Do Not Exceed 150% of No-Load Speed

## Protection

- Thermal overload 221°F (105°C) in the motor when used with an Itoh Denki controller

## Environment

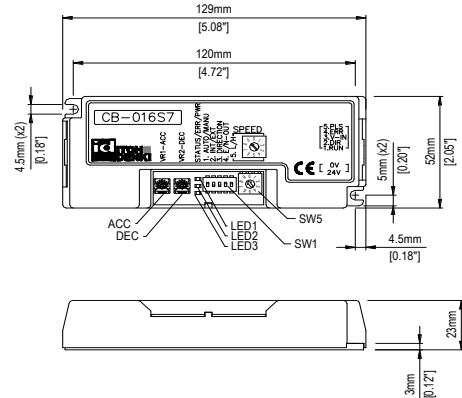
- Ambient Temperature 32~104° F (0~40°C)
- < 90% Relative Humidity (No condensation)
- No Corrosive Gases
- Vibration < 0.5G

# PM605FE Performance Data



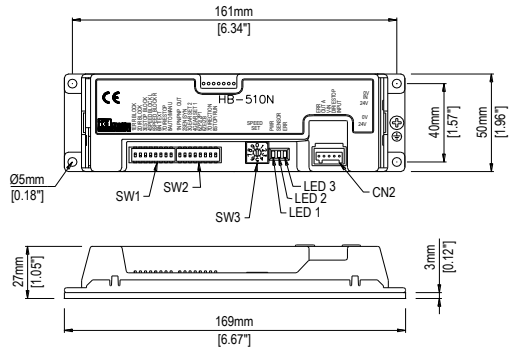
CB-016S7 20 speed settings								
Gear Stage	Speed Code	No-load (FPM)		Tangential Force (lb) Starting	Torque (lb-in) Starting	Current (A)		
		SW1-5 on SW5 9 High	SW1-5 off SW5 0 Low			At highest speed		
						Starting	No-Load	Rated
3	5	29.9	8.6	76.3	90.8	3.6	0.3	1.6
	8	42.4	8.6	79.1	94.2	4.0	0.4	2.1
	10	55.6	8.6	76.3	90.8	4.0	0.5	2.4
	17	68.8	8.6	62.2	74.0	4.0	0.8	2.8
2	20	106.2	30.6	24.3	29.0	3.6	0.3	1.6
	30	151.1	30.6	25.3	30.1	4.0	0.4	2.1
	45	198.1	30.6	24.3	29.0	4.0	0.5	2.4
1	60	245.0	30.6	19.8	23.7	4.0	0.8	2.8
	70	377.4	109.0	7.8	9.3	3.6	0.3	1.6
	100	537.2	109.0	8.1	9.6	4.0	0.4	2.1
	140	704.1	109.0	7.8	9.3	4.0	0.5	2.4
	210	871.0	109.0	6.3	7.6	4.0	0.8	2.8

CB-016S7



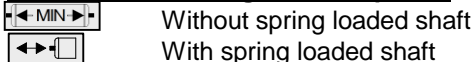
HB-510N 10 speed settings								
Gear Stage	Speed Code	No-load (FPM)		Tangential Force (lb) Starting	Torque (lb-in) Starting	Current (A)		
		SW1-5 on SW5 9 High	SW1-5 off SW5 0 Low			At highest speed		
						Starting	No-Load	Rated
3	5	29.9	17.2	76.3	90.8	3.6	0.3	1.4
	8	42.4	17.2	79.1	94.2	4.0	0.4	1.8
	10	55.6	17.2	76.3	90.8	4.0	0.5	2.2
	17	68.8	17.2	62.2	74.0	4.0	0.8	2.6
2	20	106.2	61.2	24.3	29.0	3.6	0.3	1.4
	30	151.1	61.2	25.3	30.1	4.0	0.4	1.8
	45	198.1	61.2	24.3	29.0	4.0	0.5	2.2
1	60	245.0	61.2	19.8	23.7	4.0	0.8	2.6
	70	377.4	217.6	7.8	9.3	3.6	0.3	1.4
	100	537.2	217.6	8.1	9.6	4.0	0.4	1.8
	140	704.1	217.6	7.8	9.3	4.0	0.5	2.2
	210	871.0	217.6	6.3	7.6	4.0	0.8	2.6

HB-510N



Performance data with other cards available upon request.

## Minimum Tube Lengths and Options



Non Grooved Tube	Gear Stages		
	1	2	3
Without spring loaded shaft	252mm (9.92")	276mm (10.86")	300mm (11.81")
With spring loaded shaft	235mm (9.25")	259mm (10.20")	282mm (11.10")

**Lagging**  
Wide range of rubber lagging available

WA Waterproof IP-65	Gear Stages		
	1	2	3
Without spring loaded shaft	252mm (9.92")	276mm (10.86")	300mm (11.81")
*WT Spring loaded shaft option for WA waterproof	235mm (9.25")	259mm (10.20")	282mm (11.10")

\*Waterproof option does not include spring loaded shaft, add WT to model number to receive spring loaded shaft  
Check with your Itoh Denki representative for WA speeds available

Tube Type	Gear Stages		
	1	2	3
P2 Double Groove Tube (65/30)	305mm (12.00")	329mm (12.95")	350mm (13.78")
BR Brake and P2 Double Groove (65/30)	370mm (14.57")	394mm (15.51")	415mm (16.34")
PC Crowned Tube	252mm (9.92")	276mm (10.86")	300mm (11.81")